









































Chippewa County COMPARISON CHART

	FIT	FIT OWI	RC LOW RISK TRACK	RC HIGH RISK TRACK
Alcohol or Drug Involvement Eligibility Criteria				
COMPAS Assessment				
Risk Level	Varies from Low-High	Varies- IDA also completed	Low to Medium with High Needs	High Risk/High Needs
Probation				
Deferred Acceptance of Guilty Plea				
Sentenced				
Charges reduced or Dismissed				
Case Management				
Treatment/ Group Requirements				
Drug/alcohol Testing				
Weekly Court Appearances				
Length of Program	Depends on Risk Level 9 Months- 24 months	OWI 3 rd or 4 th 6-24 months	13 Months minimum	15 Months Minimum
Fees	Sliding Fee Scale	Sliding Fee Scale	Sliding Fee Scale	Sliding Fee Scale